

Section II: VT MRHSA

Investment Asset Summary

FOR THE ACCOUNT OF:
VERMONT MUNICIPAL RETIREE HEALTH SAVINGS PLAN

FOR THE PERIOD:
JAN 01, 2019 - MAR 31,
2019

ASSET SUMMARY AS OF 03/31/2019



Equities
Balanced

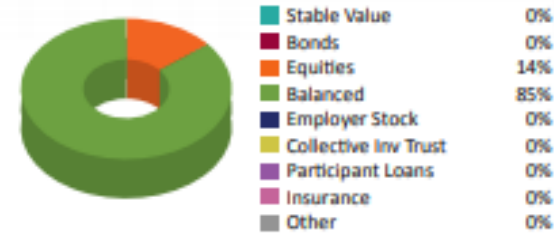
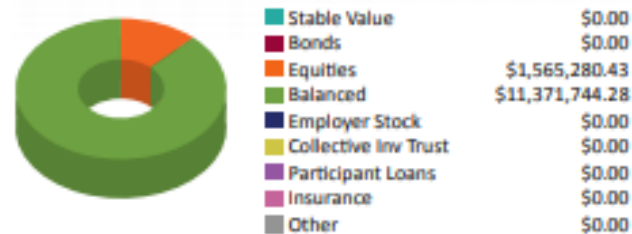
MARKET VALUE BY INVESTMENT

Fund Name	Ticker	CUSIP	Price	Market Value	Shares	Cost
AMERICAN FUNDS 2010 TDATE R6	RFTTX	02630T282	\$ 10.84	\$ 1,298,538.96	119,791.4166	\$ 1,327,603.59
AMERICAN FUNDS 2015 TDATE R6	RFJTX	02630T290	\$ 11.49	\$ 1,961,920.55	170,750.2654	\$ 2,014,133.57
AMERICAN FUNDS 2020 TDATE R6	RRCTX	02630T316	\$ 12.53	\$ 2,790,964.36	222,742.5665	\$ 2,865,294.45
AMERICAN FUNDS 2025 TDATE R6	RFDTX	02630T324	\$ 13.45	\$ 2,439,115.88	181,346.9059	\$ 2,514,442.97
AMERICAN FUNDS 2030 TDATE R6	RFETX	02630T332	\$ 14.40	\$ 1,577,170.72	109,525.7443	\$ 1,638,696.83
AMERICAN FUNDS 2035 TDATE R6	RFFTX	02630T340	\$ 14.85	\$ 851,650.48	57,350.2008	\$ 889,372.30
AMERICAN FUNDS 2040 TDATE R6	RFGTX	02630T357	\$ 15.21	\$ 347,573.76	22,851.6608	\$ 363,929.14
AMERICAN FUNDS 2045 TDATE R6	RFHTX	02630T365	\$ 15.47	\$ 103,349.09	6,680.6137	\$ 108,196.14
AMERICAN FUNDS 2050 TDATE R6	RFITX	02630T373	\$ 15.17	\$ 1,460.48	96.2740	\$ 1,527.79
AMERICAN FUNDS RET INC CONSRV	RTRPX	02631L858	\$ 10.93	\$ 1,565,280.43	143,209.5547	\$ 1,596,422.79
ENDING BALANCE				\$12,937,024.71		\$13,319,619.57

Investment Asset Summary

FOR THE ACCOUNT OF:
VERMONT MUNICIPAL RETIREE HEALTH SAVINGS PLAN

FOR THE PERIOD:
JAN 01, 2019 - MAR 31,
2019



Fund Name	Ticker	Share Price	Share Balance	Market Value	Pct of Total Assets	Ppt Count
AMERICAN FUNDS 2010 TDATE R6	RFTTX	\$ 10.84	119,791.4166	\$ 1,298,538.96	10.04%	417
AMERICAN FUNDS 2015 TDATE R6	RFJTX	\$ 11.49	170,750.2654	\$ 1,961,920.55	15.17%	645
AMERICAN FUNDS 2020 TDATE R6	RRCTX	\$ 12.53	222,742.5665	\$ 2,790,964.36	21.57%	793
AMERICAN FUNDS 2025 TDATE R6	RFDTX	\$ 13.45	181,346.9059	\$ 2,439,115.88	18.85%	721
AMERICAN FUNDS 2030 TDATE R6	RFETX	\$ 14.40	109,525.7443	\$ 1,577,170.72	12.19%	470
AMERICAN FUNDS 2035 TDATE R6	RFFTX	\$ 14.85	57,350.2008	\$ 851,650.48	6.58%	270
AMERICAN FUNDS 2040 TDATE R6	RFGTX	\$ 15.21	22,851.6608	\$ 347,573.76	2.69%	133
AMERICAN FUNDS 2045 TDATE R6	RFHTX	\$ 15.47	6,680.6137	\$ 103,349.09	0.80%	49
AMERICAN FUNDS 2050 TDATE R6	RFITX	\$ 15.17	96.2740	\$ 1,460.48	0.01%	1
AMERICAN FUNDS RET INC CONSRV	RTRPX	\$ 10.93	143,209.5547	\$ 1,565,280.43	12.10%	600
				\$ 12,937,024.71		

Investment Activity Summary

FOR THE ACCOUNT OF:
VERMONT MUNICIPAL RETIREE HEALTH SAVINGS PLAN

FOR THE PERIOD:
JAN 01, 2019 - MAR 31, 2019

FUND ACTIVITY SUMMARY AS OF 03/31/2019

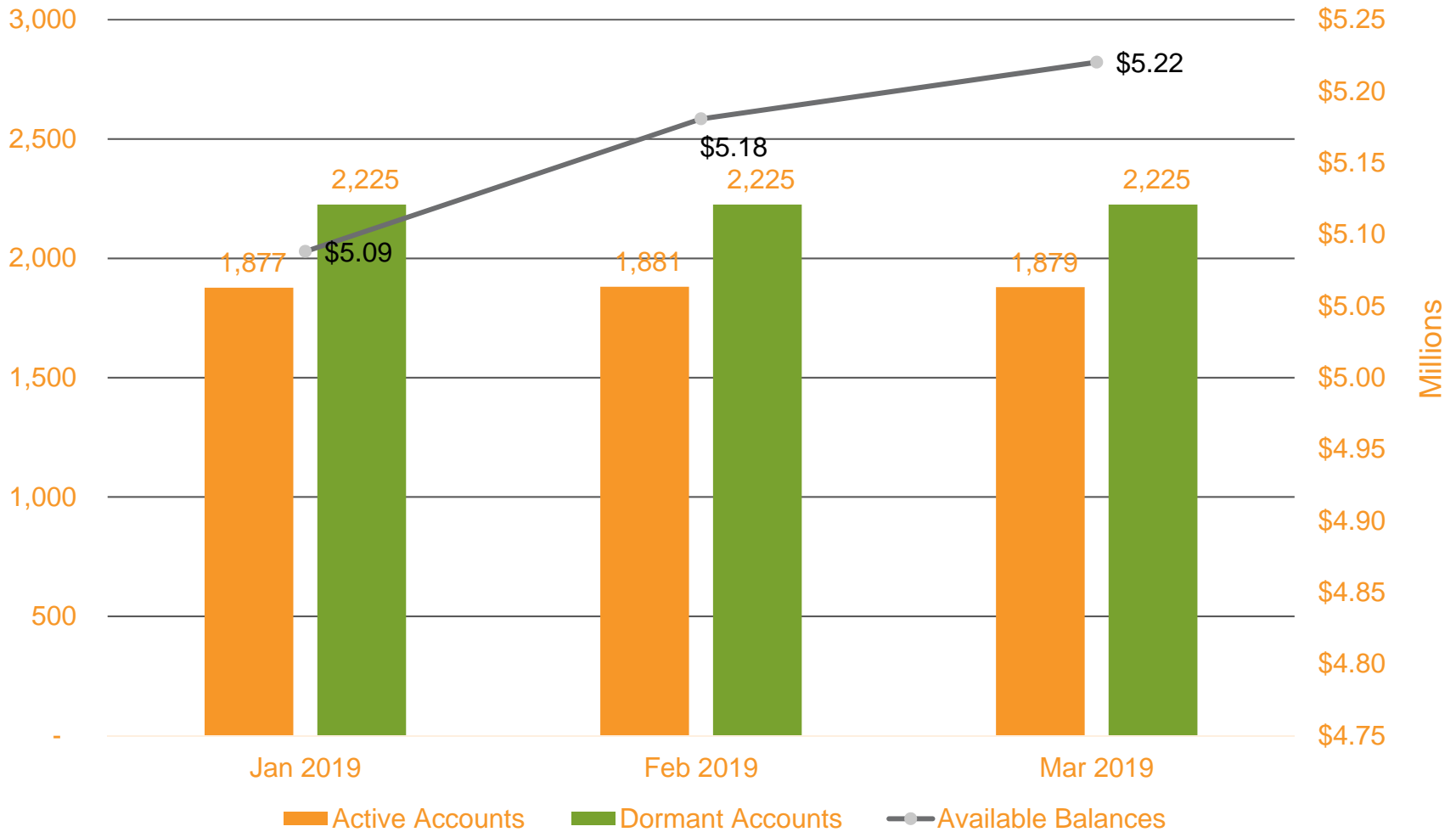
Fund	Ticker	Suggested ASC820 Level	Beginning Balance	Contributions	Earnings Gain/Loss [1]	Withdrawals	Loan Activity	Transfers Other	Ending Balance
AMERICAN FUNDS 2010 TDATE R6	RFTTX	1	\$ 1,258,976.69	\$0.00	\$ 74,202.01	\$ 0.00	\$ 0.00	\$(34,639.74)	\$ 1,298,538.96
AMERICAN FUNDS 2015 TDATE R6	RFJTX	1	\$ 1,874,794.73	\$0.00	\$ 123,353.37	\$ 0.00	\$ 0.00	\$(36,227.55)	\$ 1,961,920.55
AMERICAN FUNDS 2020 TDATE R6	RRCTX	1	\$ 2,675,529.32	\$0.00	\$ 181,270.49	\$ 0.00	\$ 0.00	\$(65,835.45)	\$ 2,790,964.36
AMERICAN FUNDS 2025 TDATE R6	RFDTX	1	\$ 2,276,831.47	\$0.00	\$ 178,332.14	\$ 0.00	\$ 0.00	\$(16,047.73)	\$ 2,439,115.88
AMERICAN FUNDS 2030 TDATE R6	RFETX	1	\$ 1,451,006.28	\$0.00	\$ 130,601.76	\$ 0.00	\$ 0.00	\$(4,437.32)	\$ 1,577,170.72
AMERICAN FUNDS 2035 TDATE R6	RFFTX	1	\$ 769,654.15	\$0.00	\$ 82,011.59	\$ 0.00	\$ 0.00	\$(15.26)	\$ 851,650.48
AMERICAN FUNDS 2040 TDATE R6	RFGTX	1	\$ 312,940.44	\$0.00	\$ 34,984.49	\$ 0.00	\$ 0.00	\$(351.17)	\$ 347,573.76
AMERICAN FUNDS 2045 TDATE R6	RFHTX	1	\$ 92,860.53	\$0.00	\$ 10,488.56	\$ 0.00	\$ 0.00	\$ 0.00	\$ 103,349.09
AMERICAN FUNDS 2050 TDATE R6	RFITX	1	\$ 1,310.29	\$0.00	\$ 150.19	\$ 0.00	\$ 0.00	\$ 0.00	\$ 1,460.48
AMERICAN FUNDS RET INC CONSRV	RTRPX	1	\$ 1,505,301.84	\$0.00	\$ 85,237.95	\$ 0.00	\$ 0.00	\$(25,259.36)	\$ 1,565,280.43
TOTALS			\$12,219,206.74	\$0.00	\$ 900,632.55	\$ 0.00	\$ 0.00	\$(182,813.58)	\$12,937,024.71

[1] The above figures include plan fees that were deducted from plan assets. Please see Transaction Details for more detailed information

[2] As of last available appraisal.

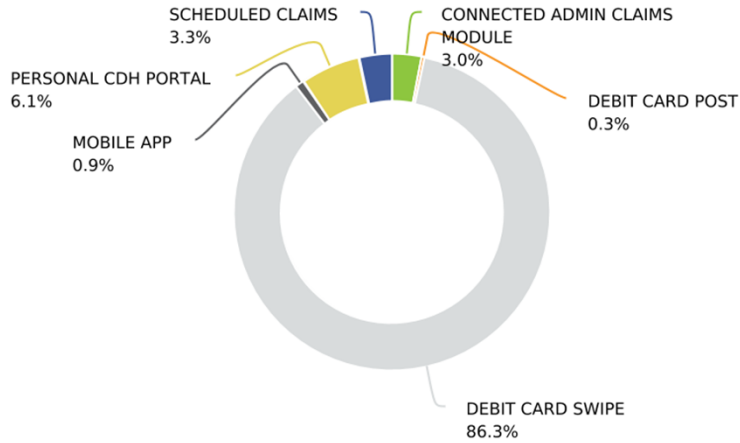
TRANSFER ACTIVITY AS OF 06/30/2018	Ticker	Transfers In	Transfers Out
AMERICAN FUNDS 2010 TDATE R6	RFTTX	\$0.00	\$34,639.74
AMERICAN FUNDS 2015 TDATE R6	RFJTX	\$7,041.40	\$43,268.95
AMERICAN FUNDS 2020 TDATE R6	RRCTX	\$8,097.79	\$73,933.24
AMERICAN FUNDS 2025 TDATE R6	RFDTX	\$0.00	\$16,047.73
AMERICAN FUNDS 2030 TDATE R6	RFETX	\$0.00	\$4,437.32
AMERICAN FUNDS 2035 TDATE R6	RFFTX	\$0.00	\$15.26
AMERICAN FUNDS 2040 TDATE R6	RFGTX	\$0.00	\$351.17
AMERICAN FUNDS 2045 TDATE R6	RFHTX	\$0.00	\$0.00
AMERICAN FUNDS 2050 TDATE R6	RFITX	\$0.00	\$0.00
AMERICAN FUNDS RET INC CONSRV	RTRPX	\$0.00	\$25,259.36
TOTALS		\$15,139.19	\$197,952.77

RMSA Enrollment Summary/Account Balances

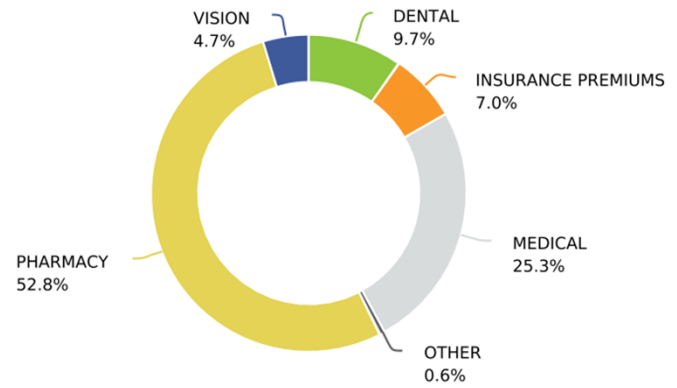


UTILIZATION SUMMARY
STATE OF VERMONT

Claims by Claims Origin



Claims by Category



Avg. Claim Amount Monthly View



Top 10 Claim Types

TOP 10 CLAIM TYPES - PAYMENT CARD CLAIMS			
SERVICE TYPE	# EEs	# CLAIMS	\$ CLAIM AVG.
Drug Stores, Pharmacies	180	624	\$ 50
Dentists, Orthodontists	88	107	\$ 359
Doctors	57	104	\$ 68
Medical Services	48	103	\$ 193
Grocery Stores	27	91	\$ 57
Hospitals	30	54	\$ 143
Optometrists	27	35	\$ 205
Chiropractors	9	30	\$ 40
Hospital Equipment and Supplies	8	17	\$ 84
Opticians, Optical	13	16	\$ 284

Total Payment Card Claims 487 1,181 \$ 148

- Card Transactions are Healthcare-related
- Compliant with 213(d) regulations

TOP 10 CLAIM TYPES - MANUAL CLAIMS			
SERVICE TYPE	# EEs	# CLAIMS	\$ CLAIM AVG.
Health Insurance	34	83	\$ 332
Office Visit	12	23	\$ 345
Prescription Drugs	13	23	\$ 408
Dental Treatment	12	15	\$ 512
Other - Dental	6	7	\$ 219
Eyeglasses	5	5	\$ 219
Chiropractic Care	3	4	\$ 176
Other - Vision	2	4	\$ 224
COBRA Premiums	2	3	\$ 2,431
Orthopedic Shoes	2	3	\$ 192

Total Manual Claims 91 170 \$ 506


- 1/2 of Manual Claims Received for Payment of Premiums:
- Health Insurance
 - COBRA

Technology Usage

- CYC Portal primary source of logins, but Mobile logins are growing

Year	Web	Mobile
2018	2,784	507
YTD 2019	908	285

CYC reporting criteria now only counts logins from discrete users per month





280 Trumbull Street
Hartford, CT 06103