



Quarterly Plan Review

For the Period From July 1, 2017 to September 30, 2017

TABLE OF CONTENTS

Executive Summary

Plan Assets

Contributions

Participation

Distributions

Participant Services

Great-West Update

Disclosures

EXECUTIVE SUMMARY

Total Assets

◆ Assets at September 30, 2017	\$45.96
◆ Less assets at June 30, 2017	<u>\$47.36</u>
◆ Asset change for the quarter	- \$1.40

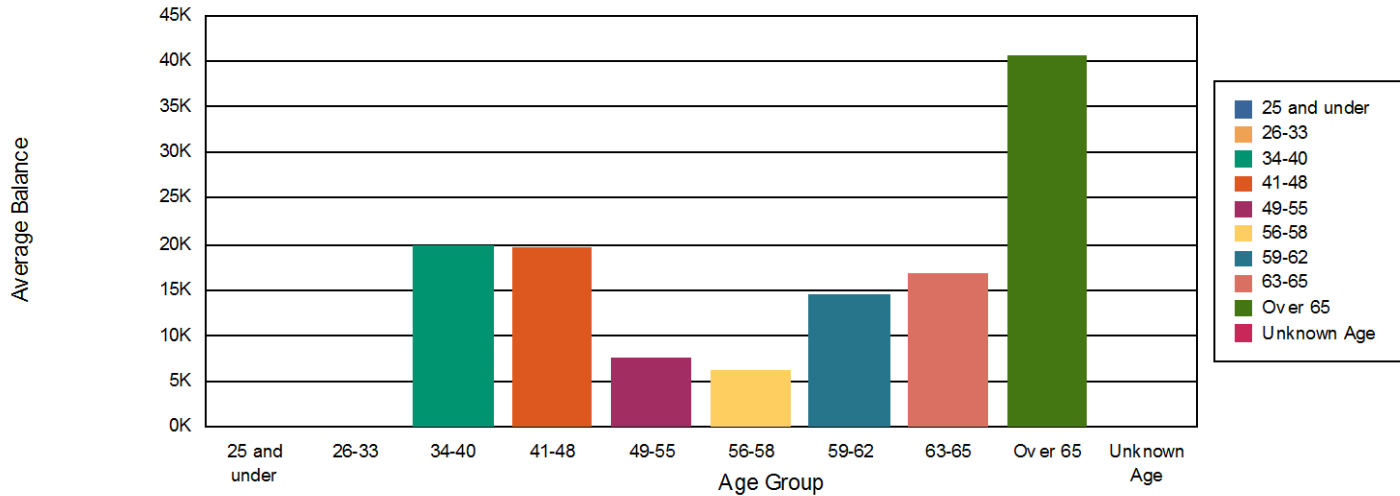
Asset Components

◆ Contributions for the quarter	\$0.00
◆ Less distributions for the quarter	-\$1.67
◆ Net investment gain for the quarter	<u>\$0.27</u>
◆ Asset change for the quarter	- \$1.40

EXECUTIVE SUMMARY

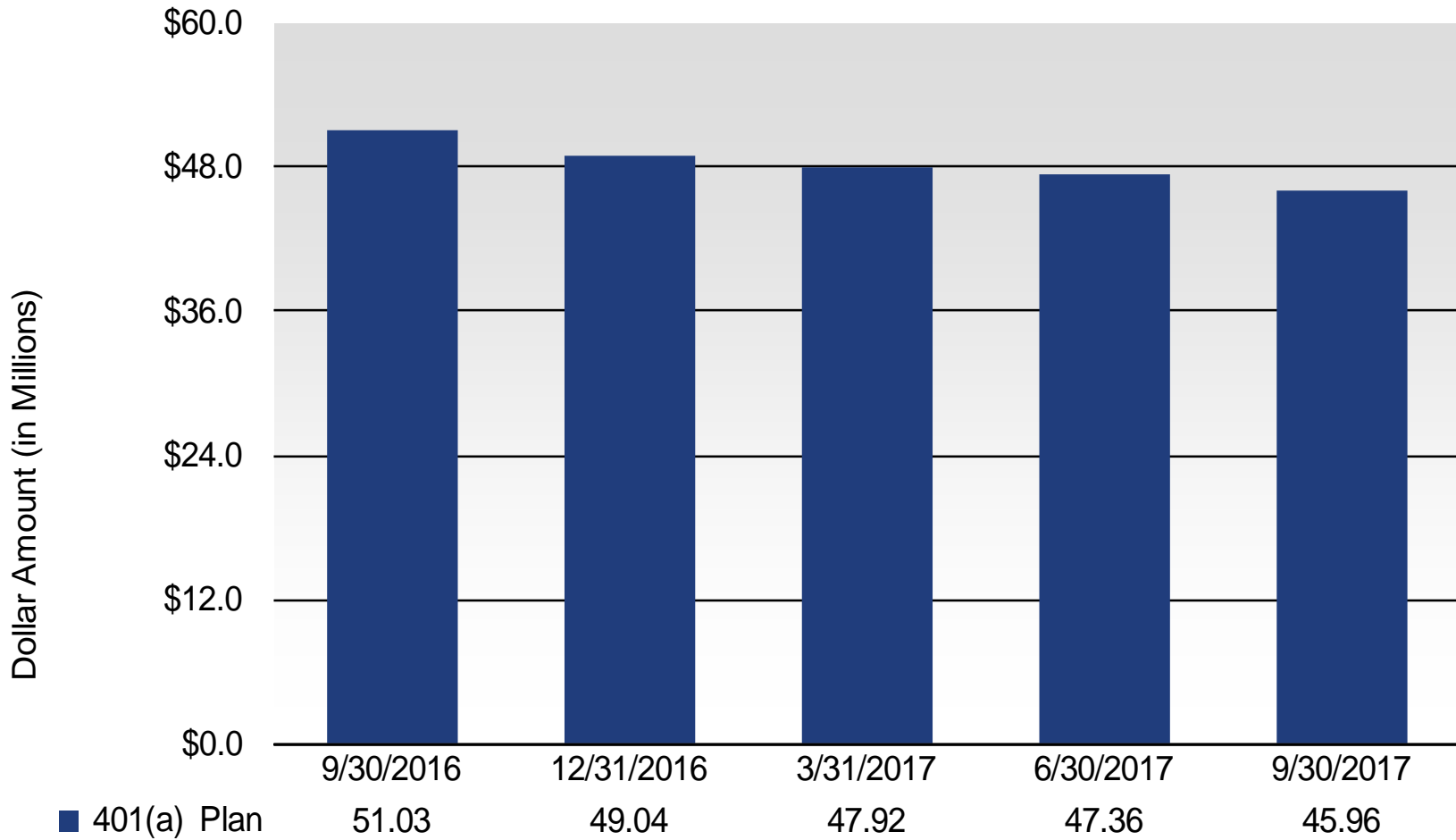
- ◆ Plan assets were at \$45.96 million as of September 30, 2017
- ◆ Plan assets decreased by \$1.40 million (3.0%) from July 1, 2017 to September 30, 2017
- ◆ Contributions were \$0.00 million from July 1, 2017 to September 30, 2017
- ◆ From July 1, 2017 to September 30, 2017 there were 1,297 participants

AVERAGE PARTICIPANT BALANCE BY AGE GROUP

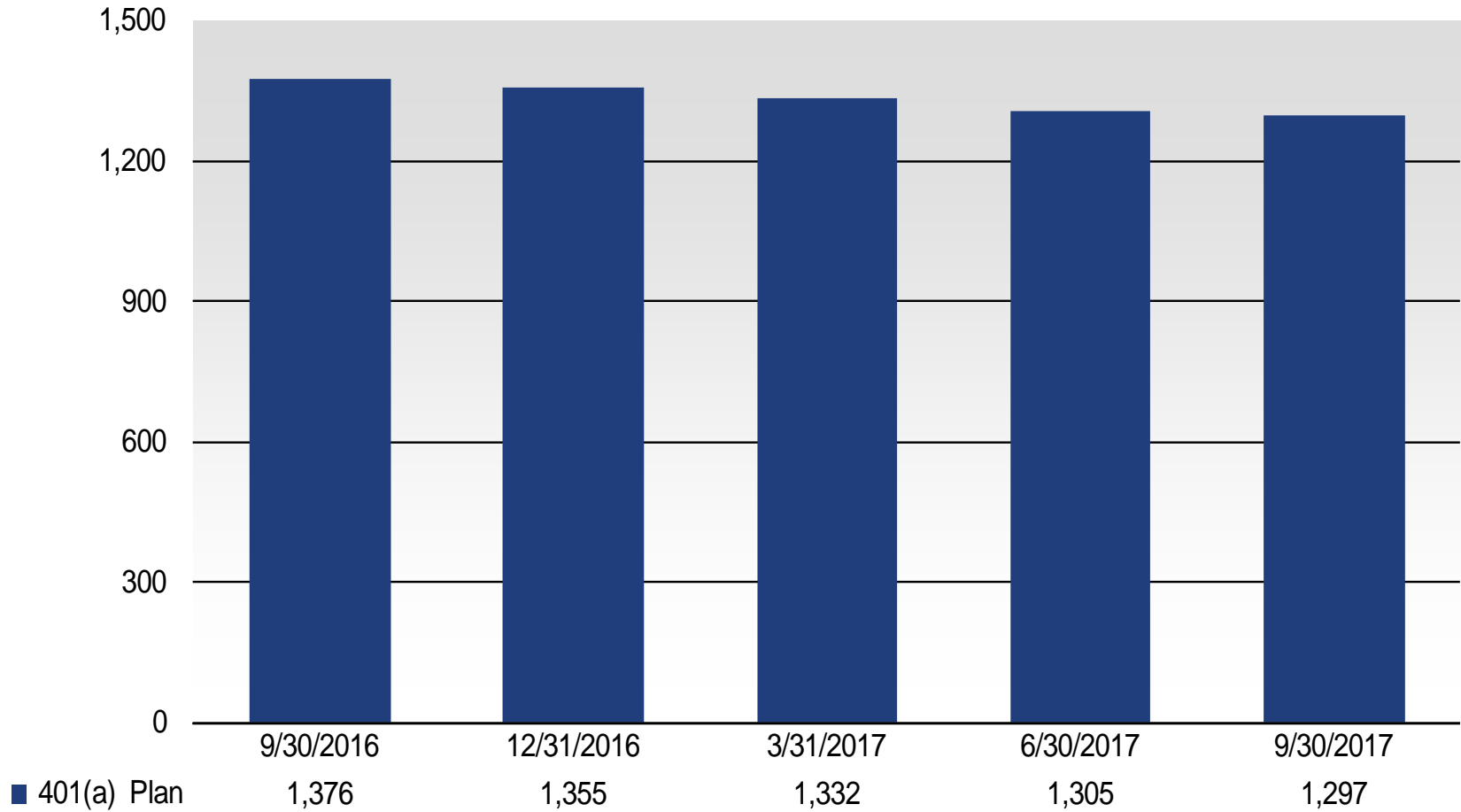


Participants With			
Age Group	Balances	Total Balance	Average Balance
25 and under	0	\$0.00	\$0.00
26-33	0	\$0.00	\$0.00
34-40	3	\$59,450.01	\$19,816.67
41-48	2	\$39,427.45	\$19,713.73
49-55	7	\$52,991.25	\$7,570.18
56-58	19	\$118,138.04	\$6,217.79
59-62	66	\$963,335.63	\$14,595.99
63-65	108	\$1,814,446.16	\$16,800.43
Over 65	1,054	\$42,910,435.39	\$40,711.99
Unknown Age	0	\$0.00	\$0.00
Summary	1,259	\$45,958,223.93	\$36,503.75

ASSET GROWTH



PLAN PARTICIPATION



BENEFIT PAYMENT DISTRIBUTION

	4/1/2017 to 6/30/2017			7/1/2017 to 9/30/2017		
	Amount	Pct	Count	Amount	Pct	Count
<u>Full Withdrawals</u>						
Death	227,215	26.7%	7	504,624	30.2%	12
Retirement	288,208	33.8%	8	441,095	26.4%	20
Separation of Service	1,449	0.2%	1	42,112	2.5%	1
Total Full Withdrawals:	516,873	60.6%	16	987,832	59.2%	33
<u>Partial Withdrawals</u>						
Death	43,080	5.1%	6	29,018	1.7%	5
Minimum Distribution	6,071	0.7%	3	10,741	0.6%	6
Retirement	41,937	4.9%	7	9,868	0.6%	3
Separation of Service	0	0.0%	0	1,500	0.1%	1
Total Partial Withdrawals:	91,089	10.7%	16	51,127	3.1%	15
<u>Periodic Payments</u>						
Beneficiary Payment	55,831	6.6%	26	95,029	5.7%	32
Death	7,165	0.8%	3	36,880	2.2%	10
Minimum Distribution	120,656	14.2%	98	446,713	26.8%	177
Retirement	60,693	7.1%	38	51,732	3.1%	38
Total Periodic Payments:	244,345	28.7%	165	630,355	37.8%	257
	852,307	100.0%	197	1,669,313	100.0%	305

KEYTALK[®] STATISTICS

Category	Plan Totals			
	4/1/2017 to 6/30/2017		7/1/2017 to 9/30/2017	
	Total	Pct	Total	Pct
Change Passcode	-	0.0%	-	0.0%
Inq Acct Bal	-	0.0%	1	100.0%
Inq Rates	-	0.0%	-	0.0%
Order Passcode	-	0.0%	-	0.0%
Inq Tran Hist	-	0.0%	-	0.0%
Inq Uval	-	0.0%	-	0.0%
Req Pin	-	0.0%	-	0.0%
GRAND TOTAL	-	0.0%	1	100.0%

Avg Unique Callers Per Month	21	28
Avg Total Calls Per Month	30	40
Avg Rolled to Customer Service Per Month	20	29
Pct Transferred to CSR	66.7%	72.5%

INTERNET STATISTICS

Category	Plan Totals			
	4/1/2017 to 6/30/2017		7/1/2017 to 9/30/2017	
	Total	Pct	Total	Pct
Account And Certificates Overview	12	14.3%	34	28.3%
Allocation And Asset Allocation	-	0.0%	4	3.3%
Disbursement Summary	16	19.0%	17	14.2%
Address Change	1	1.2%	-	0.0%
Beneficiaries	-	0.0%	1	0.8%
Change Passcode	2	2.4%	2	1.7%
Disbursement Summary	16	19.0%	17	14.2%
Email Address	4	4.8%	8	6.7%
Indic Data	1	1.2%	2	1.7%
Inq Acct Bal	3	3.6%	2	1.7%
Inq Acct Sum	-	0.0%	-	0.0%
Inq Asset Alloc Comparison	-	0.0%	-	0.0%
Inq Bal Comparison	3	3.6%	2	1.7%
Inq Bal History	5	6.0%	2	1.7%
Inq Bene	3	3.6%	3	2.5%
Inq Elec Stmt	-	0.0%	-	0.0%
Inq Fund Overview	1	1.2%	3	2.5%
Inq Fund Prospectus	1	1.2%	1	0.8%
Inq Fund Returns	1	1.2%	3	2.5%
Inq Funds Trnd	-	0.0%	2	1.7%
Inq O/L Forms	-	0.0%	-	0.0%
Inq Online Prospectus	-	0.0%	-	0.0%
Inq Per Rate Return	5	6.0%	3	2.5%
Inq Rates	-	0.0%	1	0.8%
Inq Stmt On Demand	-	0.0%	-	0.0%
Inq Tran Hist	4	4.8%	1	0.8%
Inq Trfs - Comp/Pend/Perd	-	0.0%	-	0.0%
Inq Uval	-	0.0%	-	0.0%
Inquire Address	4	4.8%	8	6.7%
Order Passcode	-	0.0%	1	0.8%
Registration	2	2.4%	3	2.5%
Transaction Downloads	-	0.0%	-	0.0%
GRAND TOTAL	84	100.0%	120	100.0%
Avg Distinct Visitors Per Month	40		38	
Avg Number of Successful Logins Per Month	91		107	
Average # of Logins per Visitor	2.3		2.8	

DISCLOSURES

Core securities, when offered, are offered through GWFS Equities, Inc. and/or other broker dealers.

GWFS Equities, Inc., Member FINRA/SIPC, is a wholly owned subsidiary of Great-West Life & Annuity Insurance Company. Great-West Financial® refers to products and services provided by Great-West Life & Annuity Insurance Company (GWL&A), Corporate Headquarters: Greenwood Village, CO; Great-West Life & Annuity Insurance Company of New York (GWL&A of NY), Home Office: White Plains, NY; and their subsidiaries and affiliates. The trademarks, logos, service marks, and design elements used are owned by GWL&A.



EMPOWER

RETIREMENT™